

PRODUCT SPECIFICATION SHEET

MAGNA CGS-BL

STRONG ACID CATION

RESIDENTIAL SOFTENING
BLACK POLYSTYRENIC GEL
SODIUM FORM

ResinTech CGS-BL is a residential grade, dark-colored strong acid cation resin made from standard cross-linked gel in sodium form. CGS-BL is Gold Seal Certified by the WQA for use in potable water. It is optimized for regeneration efficiency and high capacity. CGS-BL is intended for residential water softening of waters that do not contain significant chlorine residual and where potable water certification is required.

APPLICATIONS

- Softening - Residential

TYPICAL PROPERTIES & PHYSICAL CHARACTERISTICS	
Polymer Matrix	Styrenic Gel
Ionic Form	Sodium
Functional Group	Sulfonic Acid
Physical Form	Spherical Beads
Particle Size	16 to 50 US Mesh (297 - 1190 µm)
% < 50 mesh (300µm)	< 1%
Minimum Sphericity	90%
Uniformity Coefficient	1.6
Reversible Swelling	Na to Ca -5% to -3%
Temp Limit	250°F (121°C)
Capacity (meq/mL)	1.9
Moisture Retention	40% to 52%
Shipping Weight	49 - 51 lbs/ft ³ (785 - 817 g/L)
Color	Dark Brown to Black
Regenerability	Yes

CERTIFICATIONS

- WQA Gold Seal
- Kosher Certified
- Halal Certified



C US

Revision 1.0

© 2020 ResinTech, Inc.

PACKAGING OPTIONS

- 1 ft³ bags
- 1 ft³ boxes
- 1 ft³ drums
- 7 ft³ drums
- 42 ft³ supersacks

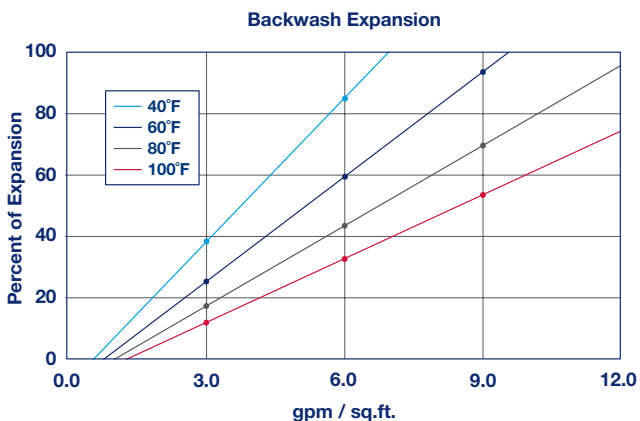
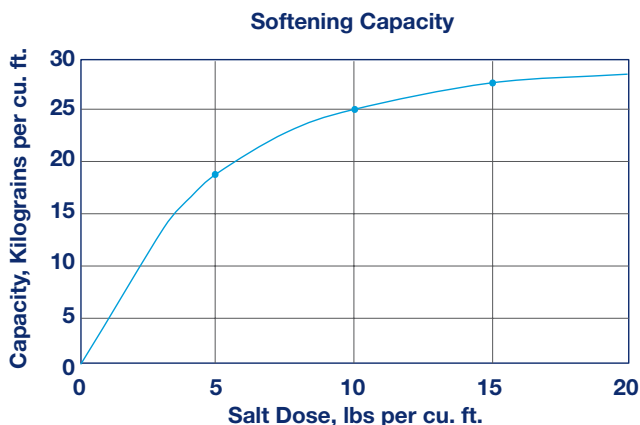
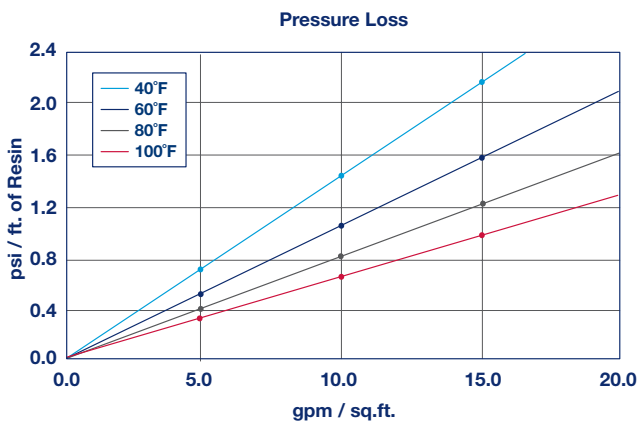


MAGNA

CGS-BL

STRONG ACID CATION

RESIDENTIAL SOFTENING
POLYSTYRENIC GEL
SODIUM FORM



Capacity and leakage data are based on the following: 2:1 Ca:Mg ratio, 500 ppm TDS as CaCO₃, 0.2% hardness in the salt and 10% brine concentration applied co-currently through the resin over 30 minutes. No engineering downgrade has been applied.

SUGGESTED OPERATING CONDITIONS

Maximum continuous temperature	250°F
Sodium form	250°F
Minimum bed depth	24 inches
Backwash expansion	25 to 50 percent
Maximum pressure loss	25 psi
Operating pH range	0 to 14 SU
Regenerant Concentration	
Salt cycle	10 to 15 percent NaCl
Regenerant level	4 to 15 lbs./cu.ft.
Regenerant flow rate.	0.5 to 1.5 gpm/cu.ft.
Regenerant contact time	>20 minutes
Displacement flow rate	Same as dilution water
Displacement volume	10 to 15 gallons/cu.ft.
Rinse flow rate	Same as service flow
Rinse volume	35 to 60 gallons/cu.ft.
Service flow rate	1 to 10 gpm/cu.ft.

Note: These guidelines describe average low risk operating conditions. They are not intended to be absolute minimums or maximums. For operation outside these guidelines, contact ResinTech Technical Support

Revision 1.0
© 2020 ResinTech, Inc.

