

PRODUCT SPECIFICATION SHEET

MAGNA WACG-HP

WEAK ACID CATION

ACRYLIC GEL
HYDROGEN FORM

ResinTech WACG-HP is a hydrogen form gel weak acid cation resin. It has exceptionally high capacity and can be regenerated at close to 100% acid efficiency but is limited to use in alkaline waters with pH greater than 7. WACG-HP is intended for hardness removal from waters that contain significant alkalinity and for demineralization where the use of a weak acid cation resin is required.

APPLICATIONS

- Partial Softening
- Partial Alkalinity Removal
- Metal Removal

TYPICAL PROPERTIES & PHYSICAL CHARACTERISTICS	
Polymer Matrix	Acrylic Gel
Ionic Form	Hydrogen
Functional Group	Carboxylic Acid
Physical Form	Spherical Beads
Particle Size	16 to 50 US Mesh (297 - 1190 µm)
% < 50 mesh (300µm)	< 1%
Minimum Sphericity	93%
Uniformity Coefficient	1.7
Reversible Swelling	H to Na 80% to 100%
Temp Limit	212°F (100°C)
Capacity (meq/mL)	4.2
Moisture Retention	43% to 60%
Shipping Weight	45 - 47 lbs/ft ³ (721 - 753 g/L)
Color	White to Cream
Regenerability	Yes

CERTIFICATIONS

- WQA Gold Seal
- Halal Certified
- Kosher Certified



C US

Revision 1.1
© 2020 ResinTech, Inc.

PACKAGING OPTIONS

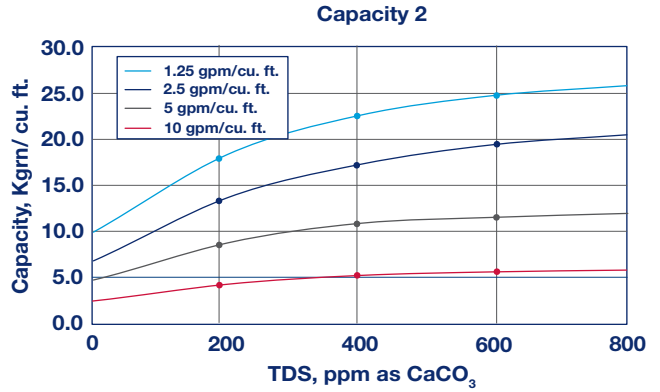
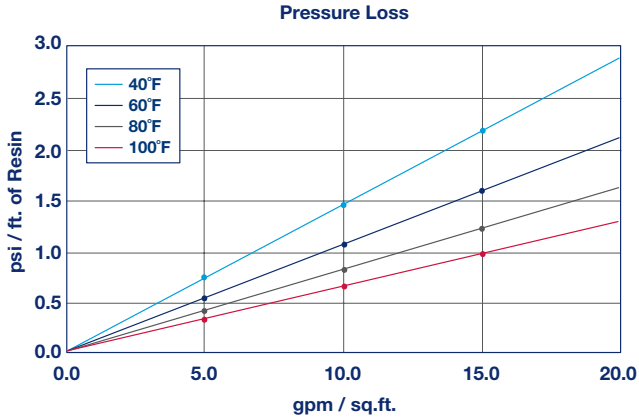
- 1 ft³ bags
- 1 ft³ boxes
- 1 ft³ drums
- 7 ft³ drums
- 42 ft³ supersacks



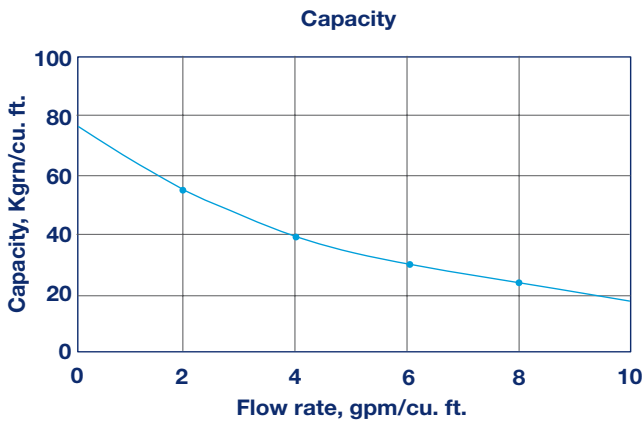
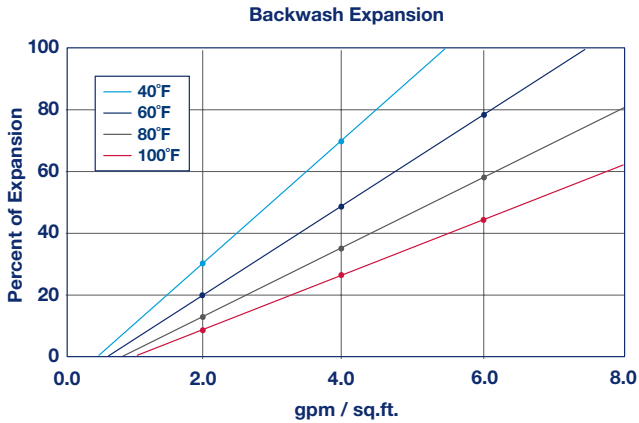
MAGNA WACG-HP

STRONG ACID CATION

**ACRYLIC GEL
HYDROGEN FORM**



Caes 2: For alkalinity when alkalinity exceed hardness; for hardness when hardness exceeds alkalinity.



Caes 1: For Hardness when alkalinity exceed hardness; for alkalinity when hardness exceeds alkalinity.

Revision 1.1
© 2020 ResinTech, Inc.

SUGGESTED OPERATING CONDITIONS

Maximum continuous temperature	212°F
Hydrogen form	
Minimum bed depth	30 inches
Backwash expansion	25 to 50 percent
Minimum operating pH	>5 SU
Regenerant Concentration	
Hydrogen cycle	1 to 5 percent HCl
Hydrogen cycle	0.8 to 8 percent H ₂ SO ₄
Regenerant level	Approx 120% of theoretical
Regenerant flow rate	0.3 to 1.5 gpm/cu.ft.
Regenerant contact time	>30 minutes
Displacement flow rate	Same as dilution water
Displacement volume	10 to 15 gallons/cu.ft.
Rinse flow rate	Same as service flow
Rinse volume	35 to 60 gallons/cu.ft.
Service flow rate	1 to 5 gpm/cu.ft.

Note: These guidelines describe average low risk operating conditions. They are not intended to be absolute minimums or maximums.
For operation outside these guidelines, contact ResinTech Technical Support

