

PRODUCT SPECIFICATION SHEET

MAGNA WACMP

WEAK ACID CATION

ACRYLIC MACROPOROUS
HYDROGEN FORM

ResinTech WACMP is a hydrogen form macroporous weak acid cation resin. It has exceptionally high capacity and can be regenerated at close to 100% acid efficiency but is limited to use in alkaline waters with pH greater than 7. WACMP is intended for hardness removal from waters that contain significant alkalinity and for demineralization where the use of a weak acid cation resin is required.

APPLICATIONS

- Partial Hardness Removal
- Metal Removal

TYPICAL PROPERTIES & PHYSICAL CHARACTERISTICS

Polymer Matrix	Acrylic Macroporous
Ionic Form	Hydrogen
Functional Group	Carboxylic Acid
Physical Form	Spherical Beads
Particle Size	16 to 50 US Mesh (297 - 1190 µm)
% < 50 mesh (300µm)	< 1%
Minimum Sphericity	93%
Uniformity Coefficient	1.7
Reversible Swelling	H to Na 50% to 60%
Temp Limit	212°F (100°C)
Capacity (meq/mL)	4.0
Moisture Retention	43% to 60%
Shipping Weight	47 - 49 lbs/ft ³ (753 - 785 g/L)
Color	White to Cream
Regenerability	Yes

CERTIFICATIONS

- WQA Gold Seal
- Halal Certified
- Kosher Certified

PACKAGING OPTIONS

- 500 ml samples
- 1 ft³ bags
- 1 ft³ boxes
- 1 ft³ drums
- 7 ft³ drums
- 42 ft³ supersacks

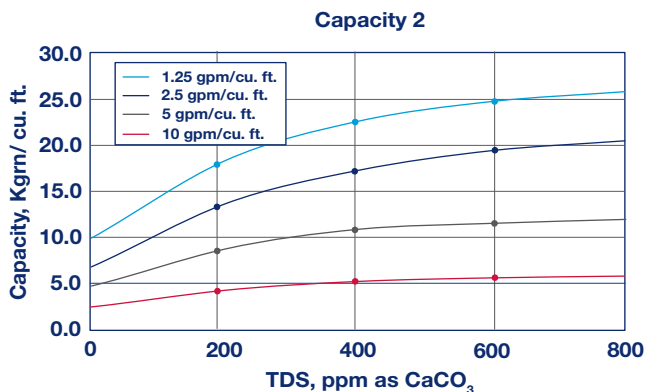
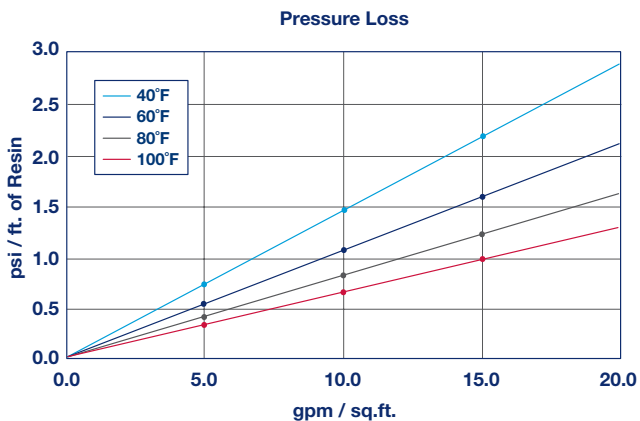
Revision 1.2
© 2020 ResinTech, Inc.



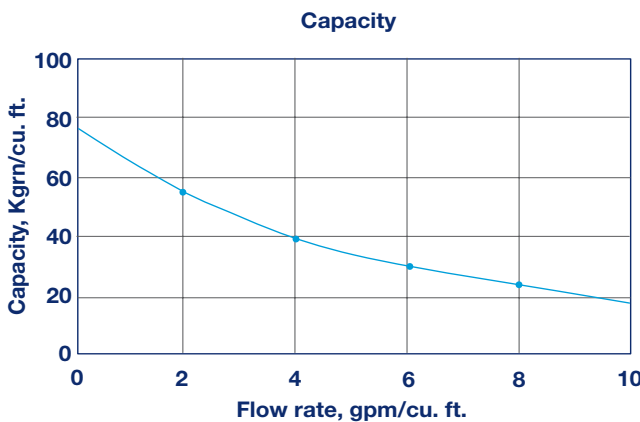
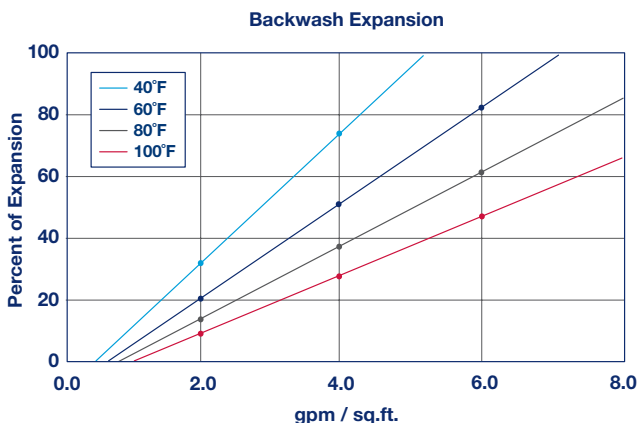
MAGNA WACMP

WEAK ACID CATION

ACRYLIC MACROPOROUS HYDROGEN FORM



Caes 2: For alkalinity when alkalinity exceed hardness; for hardness when hardness exceeds alkalinity.



Caes 1: For Hardness when alkalinity exceed hardness; for alkalinity when hardness exceeds alkalinity.

Revision 1.2
© 2020 ResinTech, Inc.

SUGGESTED OPERATING CONDITIONS

Maximum continuous temperature	212°F
Hydrogen form	
Minimum bed depth	30 inches
Backwash expansion	25 to 50 percent
Minimum operating pH	>5 SU
Regenerant Concentration	
Hydrogen cycle	1 to 5 percent HCl
Hydrogen cycle	0.8 to 8 percent H ₂ SO ₄
Regenerant level	Approx 120% of theoretical
Regenerant flow rate	0.3 to 1.5 gpm/cu.ft.
Regenerant contact time	>30 minutes
Displacement flow rate	Same as dilution water
Displacement volume	10 to 15 gallons/cu.ft.
Rinse flow rate	Same as service flow
Rinse volumet	35 to 60 gallons/cu.ft.
Service flow rate	1 to 5 gpm/cu.ft.

Note: These guidelines describe average low risk operating conditions. They are not intended to be absolute minimums or maximums. For operation outside these guidelines, contact ResinTech Technical Support

